





Directions to

SELEE Corporation
700 Shepherd Street
Hendersonville, North Carolina 28792
828-697-2411 or Toll-Free 800-438-7274

from Charlotte/Douglas International Airport

Follow the signs to Billy Graham Parkway North out of the airport. At the junction with Interstate Highway 85, get onto I-85 South  toward Greenville and Spartanburg. Go about 25 miles to Exit 10B for US Highway 74 West . Travel US-74 for about 55 miles, through Shelby (lots of traffic lights) and all the way to its junction with I-26. Take I-26 West  toward Asheville for about 15 miles to (old) Exit 22 – Upward Road. Turn left onto Upward Road and go about 1¼ mile to the traffic light at US Highway 176 – Spartanburg Highway. Turn right onto US-176 North  toward Hendersonville and get in the left lane. At the first traffic light, turn left onto Shepherd Street. SELEE is at No. 700 immediately on your right. Our visitor's entrance is by the flagpole.